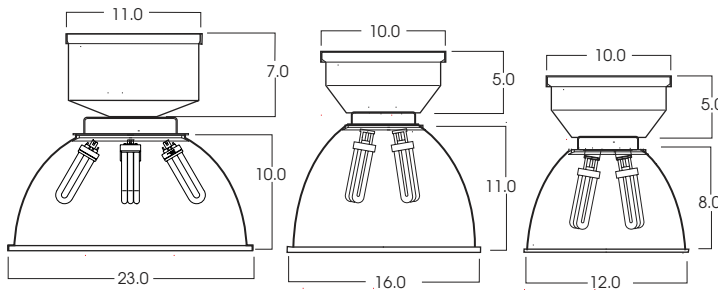


SPECTRUM "LumenMax"
DCH CF SERIES
8X42 WATTS MAXIMUM

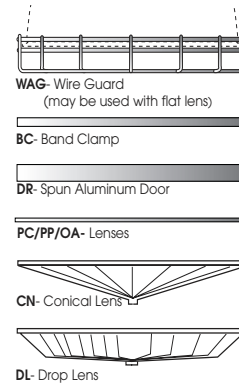


FEATURES:

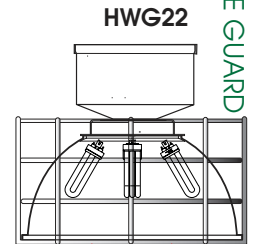
- The "**Lumen Max**" **CF** Series offers unique alternative to Metal Halide.
- **DCH** style is decorative and compact.
- Instant on/off. Integral 750 lumen **EM** available
- Stepped dimming using multiple circuit wiring.
- Energy-efficient lamps and ballasts.
- High purity spun aluminum reflector.
- Integral 2, 3, and 4 Circuit switching
- Wide choice of mounting options
- 20 Powdercoat colors available, **Gloss White** is standard.
- Damp location listed.
- Made in USA
- UL Listed



DIFFUSER OPTIONS



HALF WIRE GUARD



MODEL

ALDCH12-
12" X 8"
3 LAMP 42W MAX

ALDCH16-
16" X 11"
6 LAMP 42W MAX
4 LAMP 57W MAX

ALDCH23
23" X 10"
8 LAMP 42W MAX
4 LAMP 57W MAX
4 LAMP 70W MAX

LAMPS

CF1
CF2
CF3
CF4
CF6
CF8

WATTAGE

18 - 18 W
26 - 26 W
26 - 26 W
32 - 32 W
42 - 42 W
57 - 57 W
70 - 70 W

BALLAST
EX- Electronic
120/277
Standard

ELECTRICAL

2CIR - 2 Circuit
3CIR - 3 Circuit
4CIR - 4 Circuit
FS - Fusing
EM - Emergency
94 (750 lumens)
Integral up to 42W
TST - Twist-Lok
Socket

MOUNTING

HM* - Hang-straight
Pendant. **3/8 IPS**
PM* - Rigid Pendant
3/8 IPS
CD* - Aircraft Cable.
Straight Cord
SM - Surface Mount
SC1 - Safety Cable
HC - Hook, Cord & Plug
NM2 - 1/2" Hub
NM3 - 3/4" Hub
* Specify length in 6"

DIFFUSER OPTIONS

MOUNTING
WAG12 - Wire Guard
16 Guard
22
DOOR12 - Spun
16 Door
22
BC12 - Band
16 Clamp
22
SC2 - Safety Cable,
reflector to
diffuser

LENS
PC - Clear
Polycarbonat
e
PP - Prismatic
Polycarbonat
e
OP - Opal Acrylic
CN - Conical Lens
DL - Drop Lens

EXAMPLE: **ALDCH22**

CF8

42EX

2CIR/EM

/HCP

/WAG22

PP

PROJECT:
MODEL NO:

TYPE:



ARCHITECTURAL LIGHTING 994 Jefferson Street, Fall River, MA 02721 . 508.678.2303 FAX 508.678.2260

PDF Created with deskPDF PDF Writer - Trial :: <http://www.docudesk.com>